

# Target Hardening for the Home

# Target Hardening at Home

## Course Objectives

- Participants will learn the importance of securing their property and making criminal acts more difficult to commit
- Participants will build skills to assist them in target hardening
- Participants will learn methods to protect themselves and their neighborhoods

# Target Hardening at Home

- Burglary is a crime of opportunity. The more obstacles that are in the way, the less likely that the crime will occur.
- The homeowner must keep in mind that each house design is different and requires a different approach.



# Statistics on Home Burglaries

- According to FBI crime reports, in the time it takes you to read this sentence, one burglary will be committed in the U.S.
- One out of six homes will be burglarized this year, with an average loss of \$1,280.
- In more than 85% of household crimes, stolen property is not recovered.

# More Statistics

- 60% of residential burglaries occurred during the daytime while homeowners were away at work or running errands.
- Two out of every three burglaries were to residences.
- Research indicates that most burglars will work no longer than 60 seconds to enter a home.

# Basic Home Target Hardening Techniques

- Doors
- Locks
- Windows
- Lighting
- Appearance
- Alarms
- Garages

# Doors

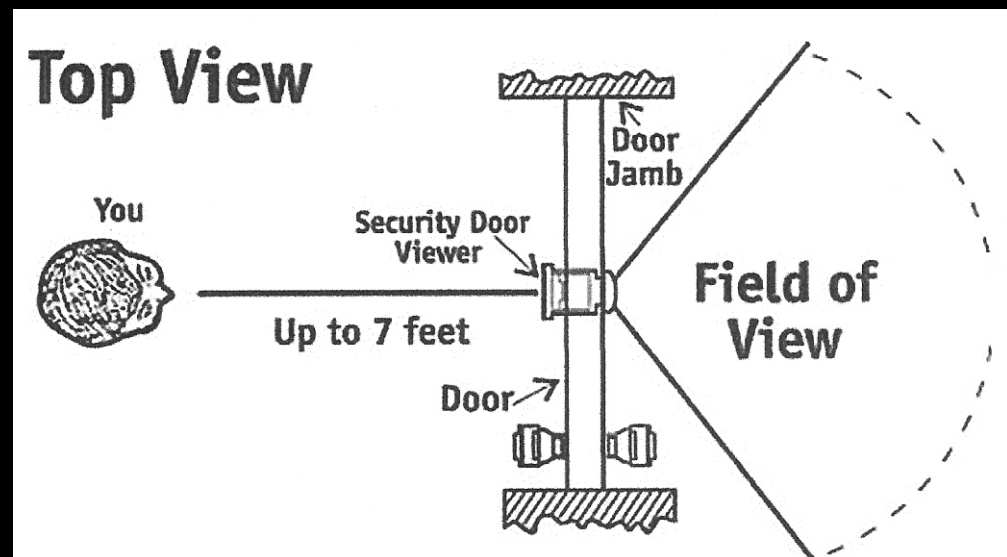


- All exterior doors should be metal or solid wood and have strong door hinges on the inside of the door with hidden or non-removable pins.
- Install good quality deadbolt locks on all exterior doors and any doors leading from attached garages.



# Door Viewers

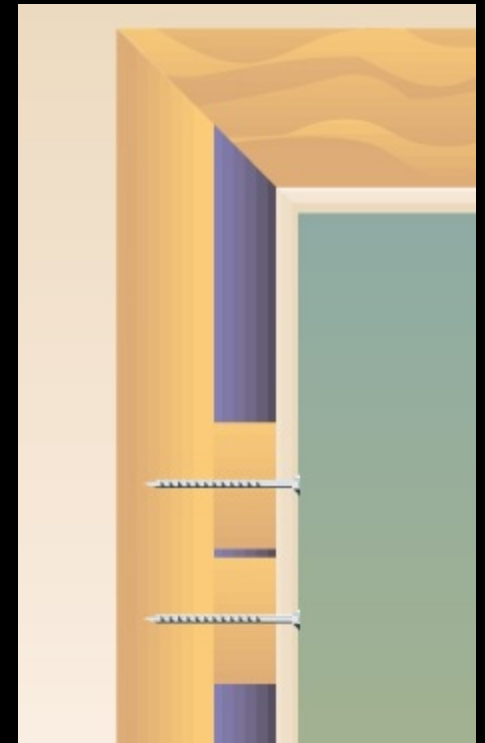
- Door areas should be well lighted and doors should have a wide-angle viewer to see who is outside without opening the door.





# Doors - General

- Properly install doorframes on all exterior doors and doors from attached garages so they cannot be spread apart.
- Install security-type door strikes on all exterior doors.




# Locks



- Install strong, reliable deadbolt locks that extend at least one inch when in the locked position.
- Consider double cylinder deadbolts (key inside and outside) or deadbolts with reinforced strike plates and extra long mounting screws to anchor the lock.



# Windows



# Window Locks or Bars

- Window locks or bars may be used to increase security, especially on all windows that are accessible from the ground.



# Lighting



# Lighting

- Interior
  - Use automatic timers all of the time, not just when you are away.
  - Utilize specialty lighting in high risk areas.



# Lighting - Exterior




- Exterior


- Install around doors, porches, windows, garage and all points of entry
- Motion detectors
- Illuminate house and grounds
- Increase visibility and eliminate hiding places.



# Appearance



- Direct visitor traffic by design
- Plant thorny bushes
- Trim shrubs and trees
- Cut back tree limbs
- Use landscaping to provide maximum visibility





# Alarms



- Use audible on-site and/or flashing lights to attract the attention of neighbors.
- Post alarm signs on the property, stickers on the windows
- Make sure your alarm is monitored 24 hours a day.
- Use detectors at all entrance points, and motion detectors in high-priority areas.



# Garages

- Always lock the door connecting the house to an attached garage.
- When at home, always park your cars in the garage with the garage door shut.
- Install an automatic opener that will allow you to stay in your car until safely parked in the garage.



# *"Hello, is anybody in there?"*

*When you're not at home,  
make it look like somebody's there.*

- Leave a radio tuned to a talk radio station
- Close curtains but leave lights on
- If on vacation, have a neighbor pick up newspaper and mail



# *"We're not home right now"*

*Never let people know when your home will be empty.*

- Don't let strangers know you're gone
- Don't post online your going to be away
- Check your answer machine message

*"Hey, look what I got!"*

*Avoid advertising your expensive purchases.*



# *“Key to Success”*


*Don't let burglars use your spare key.*

- Don't hide your key outside – leave with a trusted friend or neighbor



# *“Making a list and checking it twice”*

- Make a list of your property
- Mark your property with ID number
- Take photos of expensive items
- Make sure of current insurance coverage



# *“Tools of the Trade”*



*Lock up your tools and your shed.*

- Always put away your tools and lock your shed.
- Clean up and dispose of large rocks or bricks that can be used to smash a window or break in a door.



# *"Animal Patrol"*

*Consider getting a four-legged "burglar alarm."*

- Burglars avoid homes with dogs.
- A "Beware of Dog" sign may still deter a burglar

# Conclusion



- Never hesitate to call the police whenever you see anything unusual
- Do not hesitate to Dial **911** for any emergency situation
- If you would prefer to dial the non-emergency number for police assistance or to report a crime that has been committed, call **269-657-3101** for the Van Buren County Dispatch Center



The Van Buren County Sheriff's Office has a House Watch Program in which homeowners can place their home on a list to be checked by the patrol division when they are out of town. If you are interested, go to the Sheriff's Office website at: <http://vanburencountysheriff.com/> and click on the link for "House Watch List" in the lower left hand corner. Fill out the form and then hit "Submit" for the home to be checked.

# Questions?

# Thank You !



Van Buren County Sheriff's Office